



THE

delft

LONDON BRIDGE

THE
delft



MASTERING THE ART OF WATERFRONT WORKING



THE
delft





← ○ → Blackfriars

○ St Paul's

○ Mansion House

○ → Cannon St

○ Bank

○ Monument

○ → Liverpool Street

○ London Bridge City Pier

○ Southwark Cathedral

○ Borough Market

○ → London Bridge




Superbly Located

London Bridge boasts an array of amenities within a 5-minute walk, which includes:

- 170 Restaurants, Bars & Cafés
- 13 Galleries & Theatres
- 4 Gyms & Fitness Studios
- 3 Green Spaces
- 3 Transport Hubs
- 5 Sky Bars
- 1 River Boat
- 1 World Class Food Market



AVAILABILITY



All areas indicative

Floor	NIA SQ FT	NIA SQ M	Terraces SQ FT	Terraces SQ M
Communal Terrace	-	-	5,996	557
8th	8,821	819	2,153	200
7th	LET			
6th	LET			
5th	LET			
4th	17,760	1,650		
3rd	17,760	1,650		
2nd	17,760	1,650		
1st West	10,463	972		
1st East	LET			
Ground West	6,616	615		
Ground East	LET			
Reception	2,450	228		
Lower Ground	6,889	640		
Total	86,069*	7,996	8,149	757

*Not including reception NIA

THE
delft



Indicative view of the exterior with view into reception

THE
delft



Indicative view of Montague Close looking West

G

Reception

2,450 SQ FT
228 SQ M

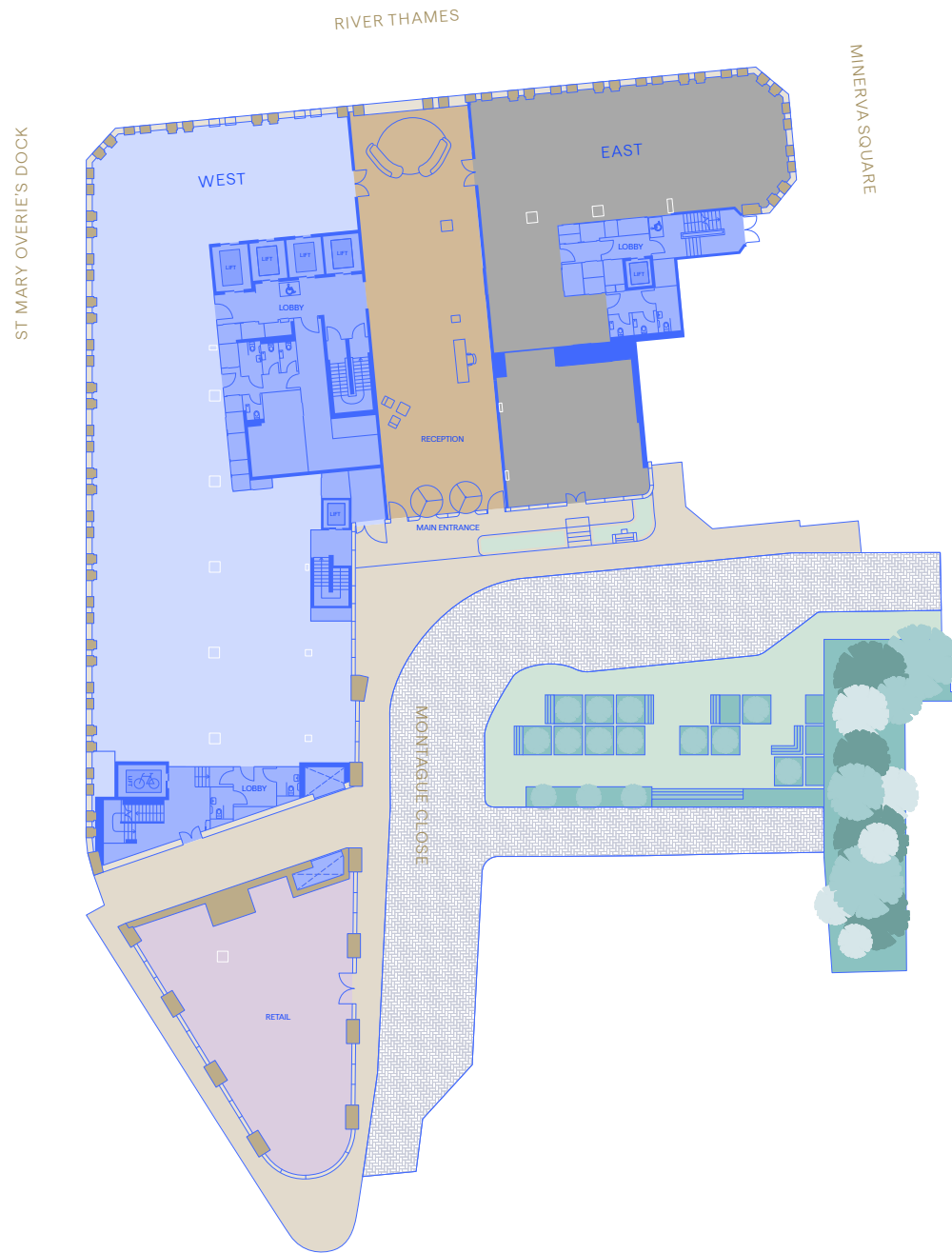
West

6,616 SQ FT
615 SQ M

East

LET

- Reception
- Office
- Core
- Public Realm
- Retail
- Let



THE
delft



- TERRACE
- 8 ESSENTIA
- 7 ESSENTIA
- 6 ESSENTIA
- 5 FINNEX
- 4 FINNEX
- 3 FINNEX
- 2 PROSPERA
- 1 EQUIDIEY
- 0 EQUIDIEY

Indicative view of the reception area

THE
delft



Indicative view of reception seating area




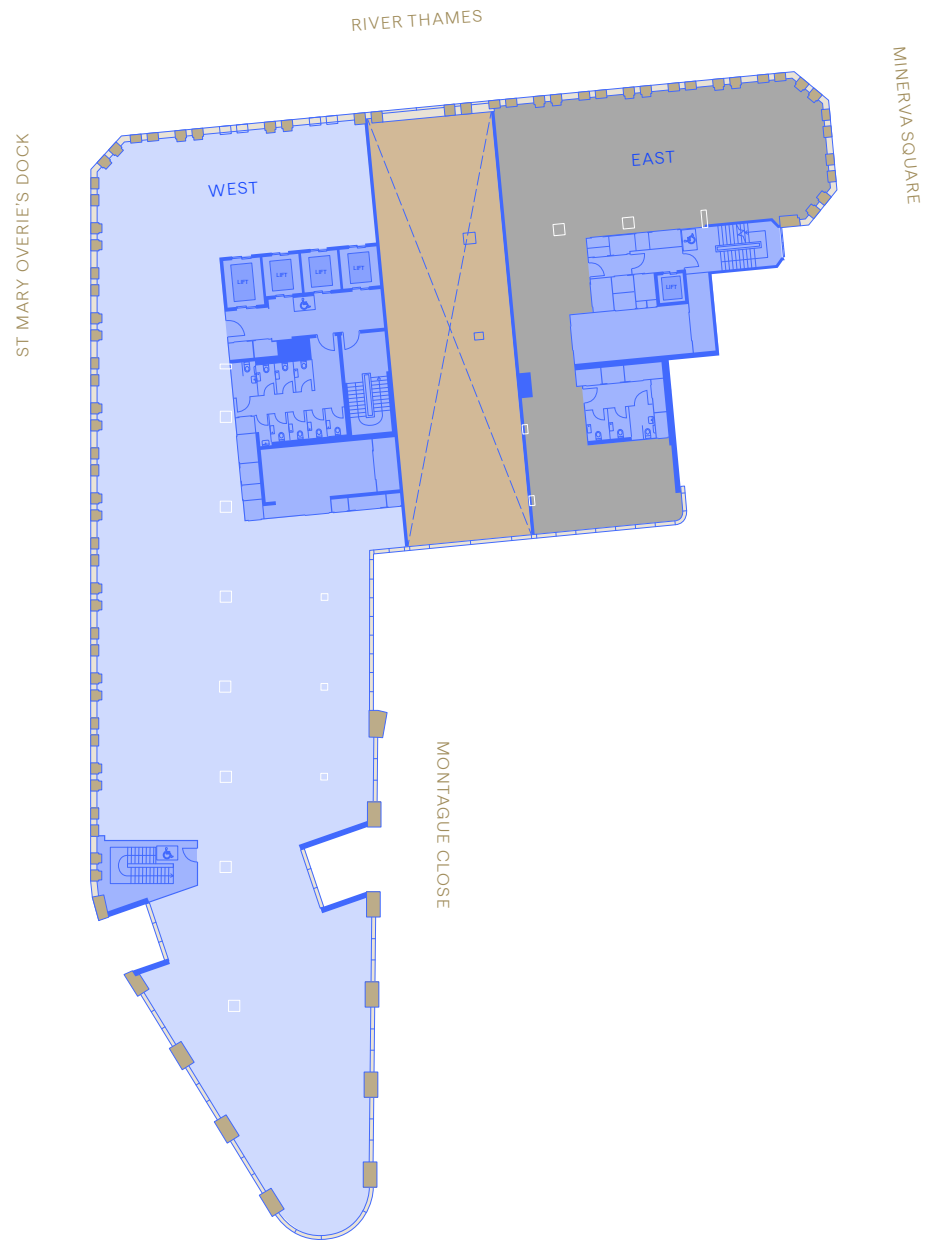
West

10,463 SQ FT
972 SQ M

East

LET

- Void
- Office
- Core
- Let

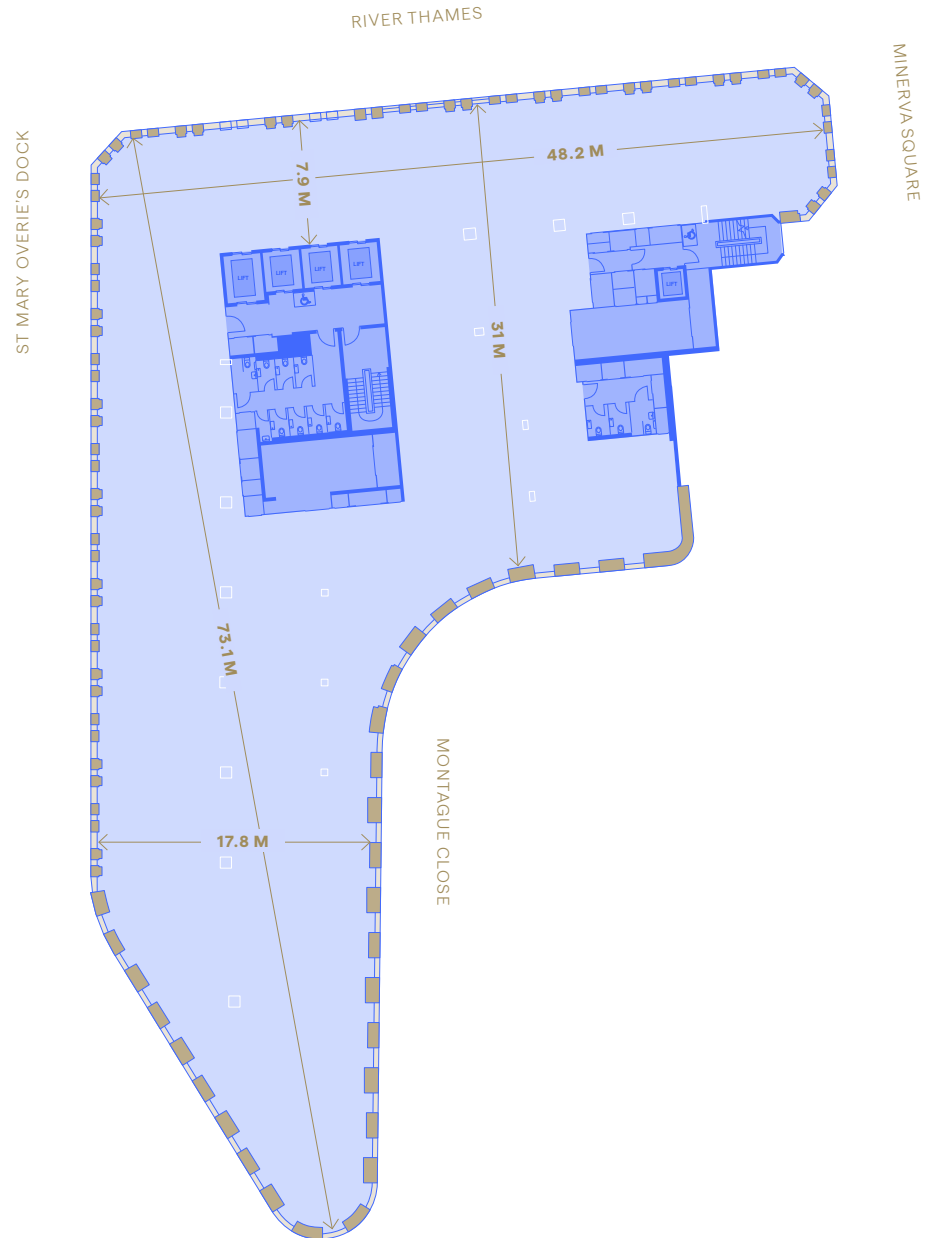


2-4

Second to Fourth

17,760 SQ FT
1,650 SQ M

- Office
- Core







Indicative view of a typical CAT B office layout

THE
delft



Indicative view of the 7th floor terrace




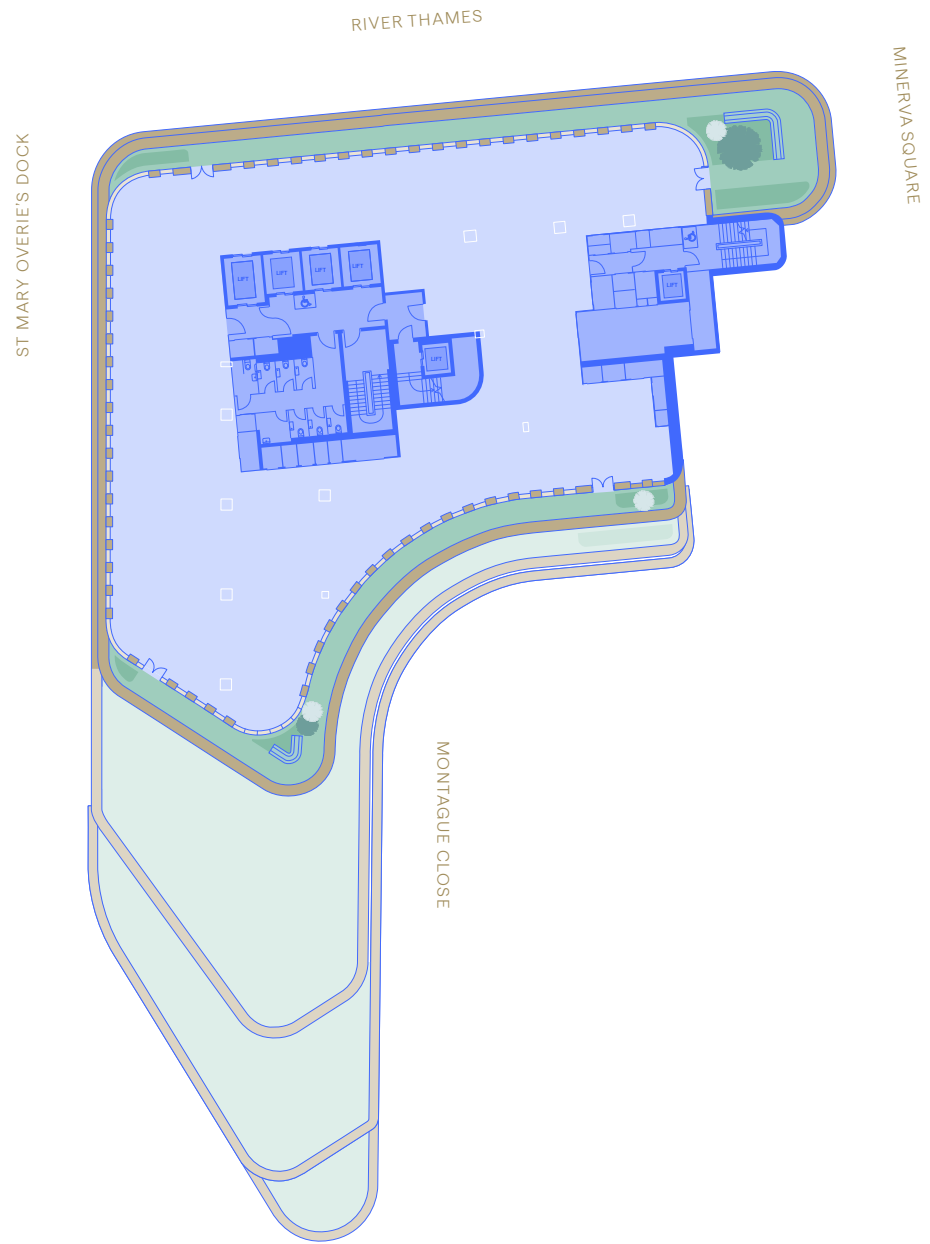
Office

8,821 SQ FT
819 SQ M

Terrace

2,153 SQ FT
200 SQ M

- Office
- Core
- Terraces



THE
delft




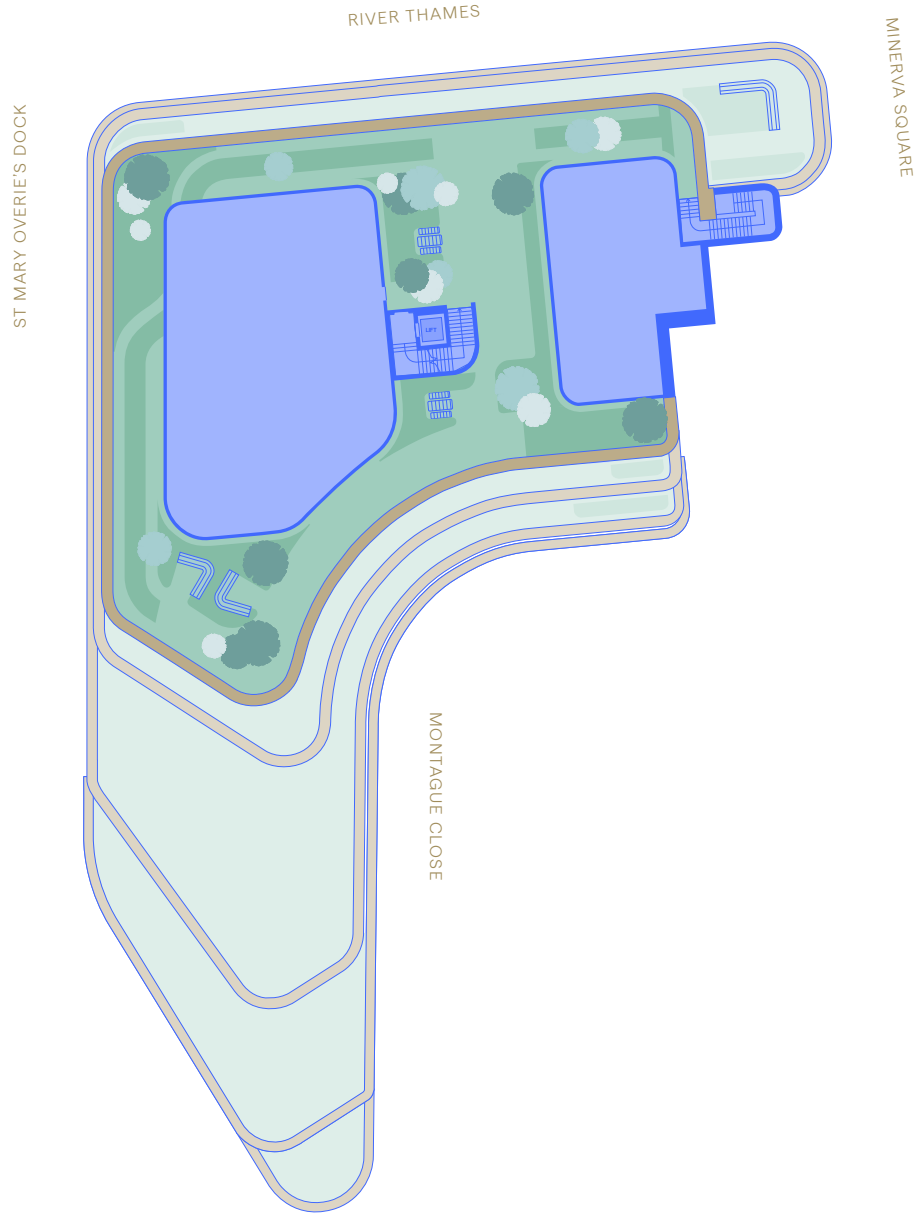
Indicative view of the 8th floor with CAT B office layout

9

Communal terrace

5,996 SQ FT
557 SQ M

- Core
- Terraces



THE
delft



Indicative view of the 9th floor communal terrace

SUMMARY SPECIFICATION



Island site, flooded with natural light on all elevations




1:10 Occupational density



Biophilic landscaping



Large multifunctional roof terrace



Certified Wiredscore and Smartscore Platinum



4 × 17 person passenger lifts



Private terraces (levels 5–8)



VRF air conditioning with Well Platinum filtration



272 cycle spaces and dedicated cycle lift



27 showers and 276 lockers

ENQUIRIES

CBRE

SAVILLS

GPE

DAVE PEROWNE

+44 (0)7739 814 720

david.perowne@cbre.com

ADAM COSGROVE

+44 (0)7500 872 851

adam.cosgrove@cbre.com

BRIAN ALLEN

+44 (0)7972 000 215

bmallen@savills.com

PHILIP PEARCE

+44 (0)7870 555 727

ppearce@savills.com

ANDREW WEDDERSPOON

+44 (0)7807 999 363

awedderspoon@savills.com

RICHARD CARSON

+44 (0)7436 030 120

richard.carson@gpe.co.uk

MARC WILDER

+44 (0)7789 813 202

marc.wilder@gpe.co.uk