





THE

delft

LONDON BRIDGE



SUMMARY SPECIFICATION



Island site, flooded with natural light on all elevations



1:10 Occupational density




Biophilic landscaping



Large multifunctional roof terrace




Certified Wiredscore and Smartscore Platinum



4 × 17 person passenger lifts



Private terraces (levels 5–8)



VRF air conditioning with Well Platinum filtration




272 cycle spaces and dedicated cycle lift




27 showers and 276 lockers

TECHNOLOGY



THE BUILDING'S DIGITAL TWIN



Promotes employee satisfaction & wellbeing



Provides real time feedback on energy consumption



Understands customer movements




Improves sustainable operation through optimisation



Optimises building performance



Predicts maintenance needs before failures occur



SUSTAINABILITY



THE FUTURE OF SUSTAINABLE WORKING



Targeting BREEAM
Outstanding



Targeting
NABERS 5*



Targeting WELL
Core Platinum



Targeting
Net Zero Carbon



WiredScore
PLATINUM

Certified
WiredScore
Platinum



SmartScore
CERTIFIED

Certified
SmartScore
Platinum



CYCLING
SCORE
PLATINUM

Targeting
Cycling Score
Platinum

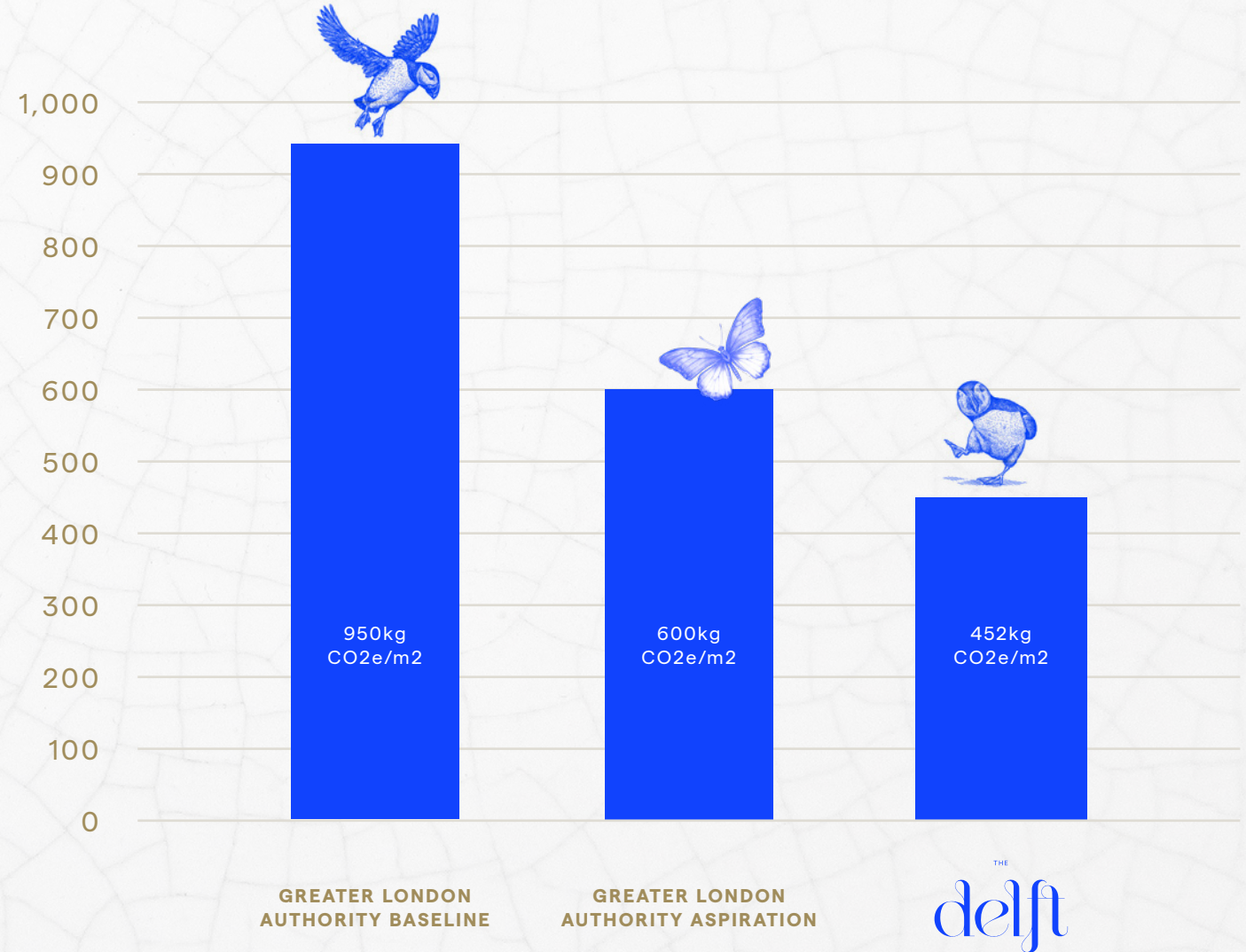


Targeting
EPC A




Sustainability that's *more than a certificate.*

The Delft has been re-imagined to deliver incredible performance within its existing structure. Saving 4,381 tonnes CO₂e in construction, reusing materials wherever possible and targeting the very highest certifications, this is the building for your future of working.



GPE'S PATHWAY TO NET ZERO

Our Ambition



- + Decarbonise our business to become net zero by 2040
- + Design adaptable, climate change resilient spaces
- + Create lasting social impact within our communities
- + Place health and wellbeing at the front and centre of our approach
- + Work in partnership with our supply chain to ensure best practice

THE TEAM

*A historic site
reenvisioned*

Main Contractor

Multiplex

Architect

Ben Adams Architects &
John Robertson Architects

Landscape Architects

Townshend Landscape Architects

Fire Consultants

Hoare Lea

Structural & Civil Engineer

Heyne Tillett + Steele

**Building Services, Sustainability
& Energy Consultant**

Hoare Lea

Planning Consultant

DP9

Cost Manager

G&T

Project Manager

Opera

S. MARIA OVERIE
olim Conventualis Ecclesia
ab Austro prospectus.

VI edificetur in te
Ierusalem,
posuit
RADVLPHVS SHELDON
de Beoly in Com: Wigorn: Arm

ENQUIRIES

CBRE

SAVILLS

GPE

DAVE PEROWNE

+44 (0)7739 814 720

david.perowne@cbre.com

ADAM COSGROVE

+44 (0)7500 872 851

adam.cosgrove@cbre.com

BRIAN ALLEN

+44 (0)7972 000 215

bmallen@savills.com

PHILIP PEARCE

+44 (0)7870 555 727

ppearce@savills.com

ANDREW WEDDERSPOON

+44 (0)7807 999 363

awedderspoon@savills.com

RICHARD CARSON

+44 (0)7436 030 120

richard.carson@gpe.co.uk

MARC WILDER

+44 (0)7789 813 202

marc.wilder@gpe.co.uk